

HOW TO REGISTER

1. To finalize your registration and manage your **user area** click [HERE](#). Then, by clicking on “**Create a new individual user**” you will start the registration process.

Welcome to our on-line registration portal.
Access codes are requested for registration.

To get your access codes, you can create a free profile simply clicking on the appropriate button.

Once your profile is created, you will receive a summary email with your login details.
For this reason it is important that you indicate a valid email address.

Technical Note:

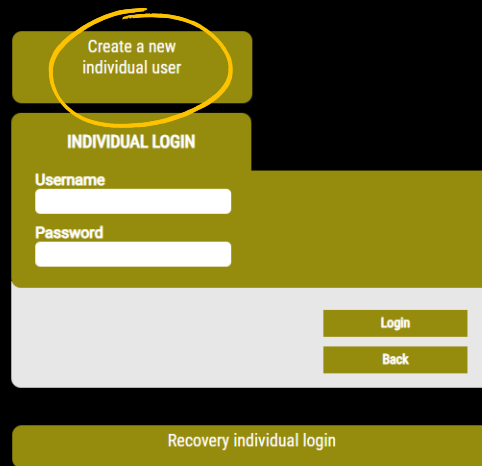
If you use spam filters in your email account, this summary email might be classified as spam, so please check in your spam messages in case you do not receive the email with your login information.

If you already own username and password, you can proceed with your registration to the event.

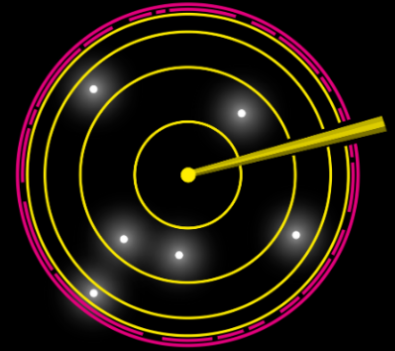
Follow these steps to login:

Enter your Username and Password

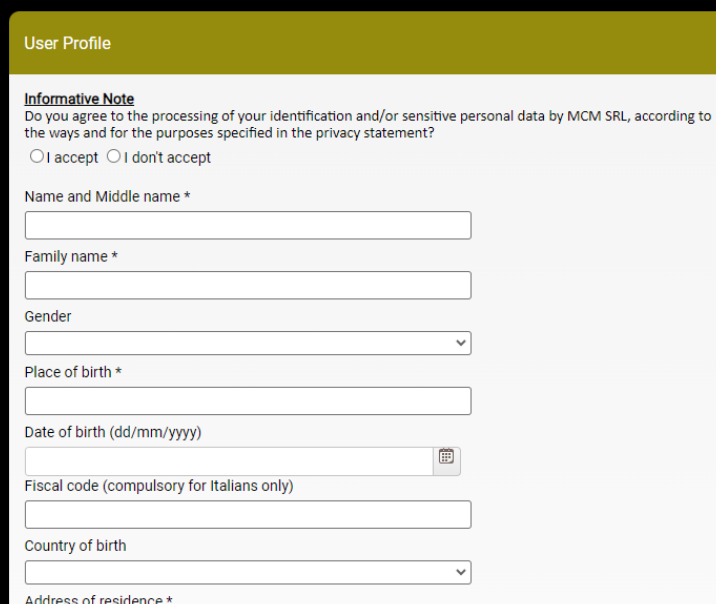
Click on the 'Login' button or press Enter on your keyboard



The registration form is titled "INDIVIDUAL LOGIN". It features a "Create a new individual user" button at the top, which is circled in yellow. Below this are input fields for "Username" and "Password". At the bottom right, there are "Login" and "Back" buttons. A "Recovery individual login" button is located at the bottom center.



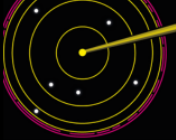
2. Fill in the form with your personal details and, before proceeding with the process, tick “**I agree**” in the **Informative Note box**. Remember to indicate in the box at the end of the page if you are affected by any food allergies. Then, click on the “**Next**” button.



The "User Profile" form includes an "Informative Note" section with a checkbox for "I accept" and "I don't accept". Below this are input fields for "Name and Middle name *", "Family name *", "Gender" (a dropdown menu), "Place of birth *", "Date of birth (dd/mm/yyyy)" (with a calendar icon), "Fiscal code (compulsory for Italians only)", "Country of birth" (a dropdown menu), and "Address of residence *".



3. To proceed with the process, click on the “Next” button at the end of the page.



**Data Spaces
Discovery Day –
Business value of
sovereign data sharing**
October 16 & 17 | Naples

Registration

Title Data Spaces Discovery Day | Business value of sovereign data sharing
Period October 16 - 17, 2023
Location University of Naples Federico II | San Giovanni Complex
Web
Registration contact info@mcmcongressi.it
e-mail

Select Registration Fee


Category
PARTICIPANT

Fee
01. - Participant - EUR d

Notes

Back Next >>

4. If you're interested in purchasing a ticket to attend the dinner, tick on the box next to “Networking dinner” and then add the Name and the Surname of the person(s) that will attend the dinner. The dinner has a cost of **EUR 80,00** per person. Click on the “Next” button, to eventually proceed with the payment, and complete the registration process.



**Data Spaces
Discovery Day –
Business value of
sovereign data sharing**
October 16 & 17 | Naples

Registration Services

Networking dinner
N. person(s) 0 (Max. 4)
Fee
Name(s) Last name Name
Add Pax

Back Next >>